



Space Saver™ Actuators

Air Actuated 0700 Series



Space Saver™

HOKE Incorporated
405 Centura Court • PO Box 4866 (29305) • Spartanburg, SC 29303
Phone (864) 574-7966 Fax (864) 587-5608
www.hoke.com • sales@hoke.com



Space Saver™

Air Actuated 0700 Series

This line of space saving pneumatic actuators is designed to provide safe, reliable control of most Hoke Flomite®, Selectomite®, and DL/TL ball valves. For added flexibility, Space Saver actuators may be operated with many types of clean gases including air, natural gas, and nitrogen. Spring return and double acting versions are available for either 90° or 180° actuation. All Space Saver actuators come standard with a manual override feature for emergency operation.



Typical Applications

- Chemical
- Petrochemical
- Oil and Gas Drilling
- Research and Development
- Environmental Control
- Instrumentation Panels

Technical Data

Housing Material	Polyurethane coated aluminum
Maximum Operating Pressure	125 psig (9 bar)
Air Supply Connection*	1/8 Female NPT
Operating Temperature Range	A4 Actuators– 0° to 250° F (-18° to 121° C) A5 Actuators– 0° to 400° F (-18° to 204° C)
Cycle time**	1 second (dependent on air supply)
Cycle Life	250,000 cycles minimum
Weight	1.7 lbs. (0.75 kg)

* The air line supplying and venting the actuator must not restrict airflow. Orifice size of air supply valves should be 3/32" minimum (2.4 mm) to assure full actuator torque output.

** Cycle time should not exceed 10 cycles per minute when operating continuously. DL or TL ball valves are recommended for higher cycle times.

Features & Benefits

Saves space

- Compact dimensions (2.25" x 2.75" x 3.5")
- One Space Saver actuator can operate two valves simultaneously
- Hoke DL and TL ball valves are available for high cycle applications
- Available as 90°/180° spring return and double acting
- Operates with many clean gases (air, natural gas, nitrogen) for added flexibility
- Minimal number of moving parts for reduced maintenance
- Corrosion resistant polyurethane coated aluminum housing for added durability
- High burst strength for enhanced safety
- Manual override for emergency operation
- Rapid response time of one second or less per cycle
- Unique piston gear drive assembly allows for wide range of uses
- Choice of two operating temperature ranges (A4, A5 models)
- Special High Tolerance NPT Thread

Space Saver™

HOKE Incorporated

405 Centura Court • PO Box 4866 (29305) • Spartanburg, SC 29303

Phone (864) 574-7966 Fax (864) 587-5608

www.hoke.com • sales@hoke.com

Space Saver™

Specifications

Materials of Construction

- Polyurethane coated aluminum housing
- Aluminum, anodized and Teflon® coated geared piston
- 316 stainless steel geared output shaft
- Filled PTFE shaft bearing
- Reinforced polyamide polymer liner
- Nitrile seals (A4 models), Viton® seals (A5 models)
- Alloy steel springs with corrosion resistant coating

Torque Specifications

0713A4, 0713A5 180° Spring Return

INLET PRESSURE (PSIG/BAR)	AIR SIDE TORQUE OUTPUT (IN/LBS / NM)		SPRING SIDE TORQUE OUTPUT (IN/LBS / NM)	
	AIR START	AIR END	AIR START	AIR END
50/3	18/2	7/1	16/2	6/1
60/4	23/3	13/2	16/2	6/1
70/5	28/3	17/2	16/2	6/1
80/6	34/4	22/3	16/2	6/1
90/6	42/5	27/3	16/2	6/1
100/7	46/5	31/4	16/2	6/1
120/8	56/6	42/5	16/2	6/1

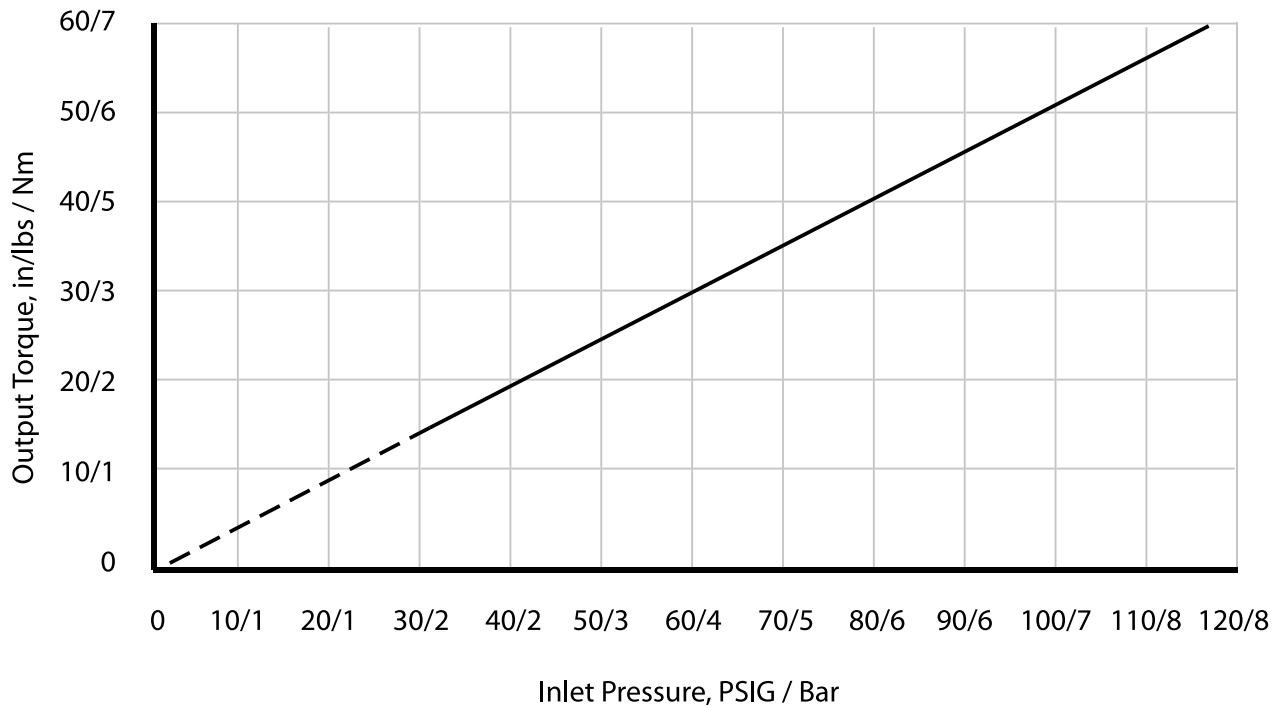
Minimum inlet pressure to obtain 180° rotation = 50 psig (3 bar)

0722A4, 0722A5 90° Spring Return

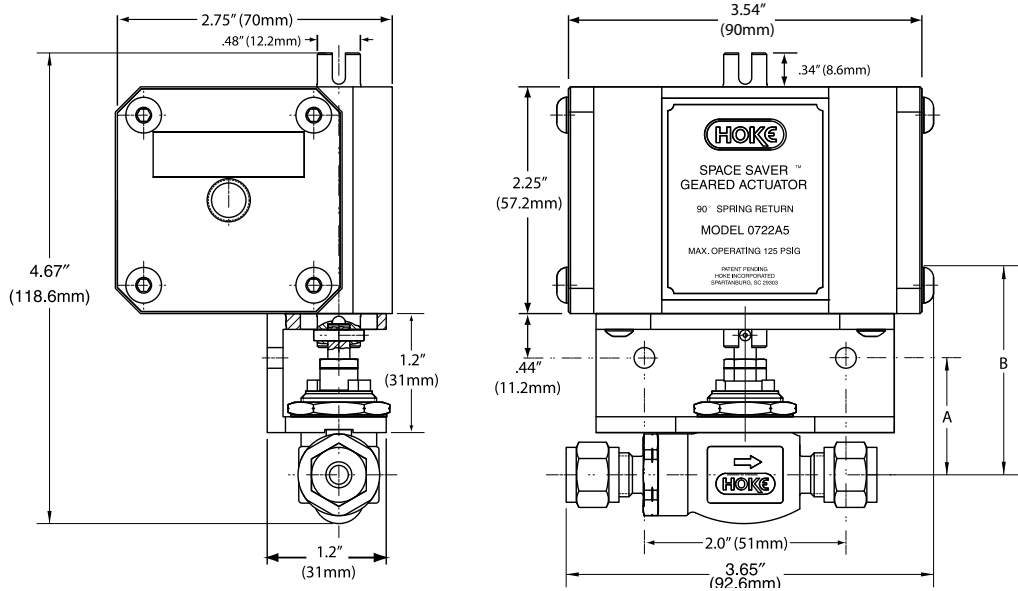
INLET PRESSURE (PSIG)	AIR SIDE TORQUE OUTPUT (IN/LBS / NM)		SPRING SIDE TORQUE OUTPUT (IN/LBS / NM)	
	AIR START	AIR END	AIR START	AIR END
60	9/1	5/1	30/3	20/2
70	16/2	10/1	30/3	20/2
80	20/2	13/2	30/3	20/2
90	26/3	18/2	30/3	20/2
100	30/3	20/2	30/3	20/2
120	40/5	30/3	30/3	20/2

Minimum inlet pressure to obtain 90° rotation = 60 psig (4 bar)

0750 (180°), 0760 (90°) Double Acting



Space Saver™




These diagrams above and table below show mounting dimensions and specifications for Space Saver actuators with 1- and 2-valve configurations. All Space Saver actuators and mounting bracket dimensions above are the same across all models.

Mounting Dimensions

SPACE SAVER P/N	1 BALL VALVE	2 BALL VALVES	A	B
0722A4/A5	7142	7142	5 ⁹ / ₆₄ "	1 5 ⁷ / ₆₄ "
	7155	7155	23 mm	48 mm
90° Spring Return	7115	--	1 ¹ / ₃₂ "	2"
	7122	7122	26 mm	50.8 mm
0713A4/A5	7177	7177	5 ⁹ / ₆₄ "	1 5 ⁷ / ₆₄ "
	7165	--	1"	1 3 ¹ / ₃₂ "
180° Spring Return	7142	7142	5 ⁹ / ₆₄ "	1 5 ⁷ / ₆₄ "
	7155	7155	23 mm	48 mm
90° Double Acting	7115	7115	1 ¹ / ₃₂ "	2"
	7122	7122	26 mm	51 mm
0750A4/A5	7177	7177	5 ⁹ / ₆₄ "	1 5 ⁷ / ₆₄ "
	7671	7671	1"	1 3 ¹ / ₃₂ "
180° Double Acting	7673	7673	25 mm	50 mm
	7165	7165		



The 0700 Series single actuator offers the capability of operating up to two 2-way ball valves simultaneously.



Cut-away of 0700 Series showing unique piston/gear drive assembly design.

How to Order

NUMBER OF VALVES PER ACTUATOR*	ACTUATOR TYPE	SPACE SAVER PART NUMBER	USE WITH BALL VALVE PART NUMBER**	MOUNTING KIT NUMBER	REQUIRED ACTUATION PRESSURE
1	180° Double Acting	0750A4	7165 □ □ □	0700K1	30 psig (2 bar)
		0750A4	7671 □ □ □	0700K1	40 psig (2 bar)
		0750A4	7673 □ □ □	0700K1	40 psig (2 bar)
		0750A4	7177 □ □ □	0700K2	20 psig (1 bar)
2*	180° Double Acting	0750A4	7165 □ □ □	0700K1	50 psig (3 bar)
		0750A4	7671 □ □ □	0700K1	60 psig (4 bar)
		0750A4	7673 □ □ □	0700K1	60 psig (4 bar)
		0750A4	7177 □ □ □	0700K2	25 psig (2 bar)
1	180° Spring Return	0713A4	7165 □ □ □	0700K1	60 psig (4 bar)
		0713A4	7177 □ □ □	0700K2	40 psig (2 bar)
2*	180° Spring Return	0713A4	7177 □ □ □	0700K2	50 psig (3 bar)
1	90° Spring Return	0722A4	7115 □ □ □	0700K3	80 psig (6 bar)
		0722A4	7122 □ □ □	0700K3	70 psig (5 bar)
		0722A4	7142 □ □ □	0700K2	60 psig (4 bar)
		0722A4	7155 □ □ □	0700K2	65 psig (4 bar)
2*	90° Spring Return	0722A4	7122 □ □ □	0700K3	90 psig (6 bar)
		0722A4	7142 □ □ □	0700K2	70 psig (5 bar)
		0722A4	7155 □ □ □	0700K2	75 psig (5 bar)
		0722A5	7015 □ □ □ DL □	0700K3	80 psig (6 bar)
1	90° Double Acting	0760A5	7115 □ □ □ DL □	0700K3	80 psig (6 bar)
		0760A5	7122 □ □ □ T L □	0700K3	70 psig (5 bar)
		0760A5	7022 □ □ □ T L □	0700K3	70 psig (5 bar)
1	90° Double Acting	0760A4	7115 □ □ □	0700K3	30 psig (2 bar)
		0760A4	7122 □ □ □	0700K3	25 psig (2 bar)
		0760A4	7142 □ □ □	0700K2	20 psig (1 bar)
		0760A4	7155 □ □ □	0700K2	20 psig (1 bar)
2*	90° Double Acting	0760A4	7115 □ □ □	0700K3	30 psig (2 bar)
		0760A4	7122 □ □ □	0700K3	25 psig (2 bar)
		0760A4	7142 □ □ □	0700K2	20 psig (1 bar)
		0760A4	7155 □ □ □	0700K2	20 psig (1 bar)

* Two valve mounting kits required for two valve operation.

** 7165, 7177, and 7673 Series not recommended for high cycle applications.

FOR YOUR SAFETY

IT IS SOLELY THE RESPONSIBILITY OF THE SYSTEM DESIGNER AND USER TO SELECT PRODUCTS SUITABLE FOR THEIR SPECIFIC APPLICATION REQUIREMENTS AND TO ENSURE PROPER INSTALLATION, OPERATION AND MAINTENANCE OF THESE PRODUCTS. MATERIAL COMPATIBILITY, PRODUCT RATINGS AND APPLICATION DETAILS SHOULD BE CONSIDERED IN THE SELECTION. IMPROPER SELECTION OR USE OF PRODUCTS DESCRIBED HEREIN CAN CAUSE PERSONAL INJURY OR PROPERTY DAMAGE.

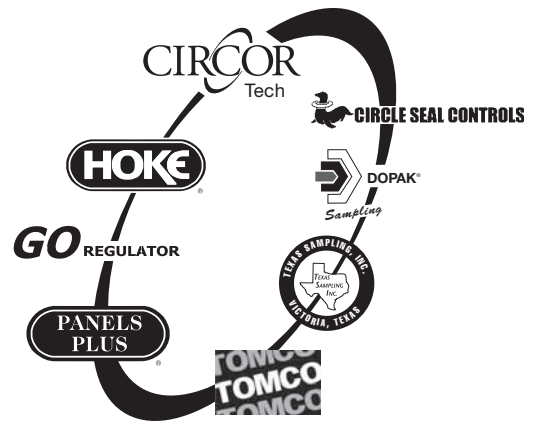
FACTORY ASSEMBLY

To order factory assembled, additional information is required

- For Spring Return 90° actuators, normally open or normally closed must be specified.
- For Spring Return 180° actuators, spring return position must be indicated on order.
- Order must also state "factory assembled."
- For general ball valve model numbers, please see above or page 3. For specific information on ball valves, refer to Hoke's High Cycle Ball Valve Catalog #79067. DL or TL Series ball valves should be used for high cycle applications.
- Example: 0722A4 normally open actuator with 7115G6Y ball valve and 0700K3 mounting kit, factory assembled.

Field Assembly

To order the valve and actuator for field assembly, the valve number, actuator number and mounting kit number must be specified. Example: 7122F4Y TL ball valve with 0722A4 actuator and 0700K3 Mounting Kit, for field assembly.



Hoke • GO Regulator • Tomco • CIRCOR Tech

405 Centura Court • PO Box 4866 (29305)

Spartanburg, SC 29303

Tel (864) 574-7966 • Fax (864) 587-5608

www.circortechnologies.com

Hoke Controls / Panels Plus

2054 Francis St.

Ontario, CA 91761

Tel (909) 923-3770

Fax (909) 923-2550

www.circor-panelsplus.com

Dopak Inc.

9572 Kempwood

Houston, Texas 77080

Tel (713) 460-8311

Fax (713) 460-8578

www.dopak.com

Texas Sampling, Inc

3706 Rio Grande

Victoria, Texas 77901

Tel (361) 575-8087

Fax (361) 575-8157

www.texassampling.com

Circle Seal Controls

2301 Wardlow Circle

Corona, CA 92880

Tel (951) 270-6200

Fax (951) 270-6201

www.circlesealcontrols.com

CIRCOR Instrumentation Technologies

Central Europe

Leeuwenhoekweg 24

2661 CZ Bergschenhoek

The Netherlands

Tel +31 10 4206011 • Fax +31 10 4566774

www.circortechnologies.com

Hoke GmbH

Weitzesweg 11

Postfach 1541

D-61118 Bad Vilbel-Dortelweil

Germany

Tel +49 6101 82 56 0

Fax +49 6101 82 56 40

www.hoke.de

CIRCOR Instrumentation Technologies

CIRCOR Instrumentation Technologies (CIT) is a product group of CIRCOR International (NYSE: CIR), specializing in fluid process control solutions with orifice sizes typically up to 1". Our main product lines include ball, needle, packless, diaphragm, solenoid, and metering valves, pressure regulators, quick couplers, Gyrolok® compression tube fittings, and fully integrated sampling systems.

CIT markets primarily to the petrochemical, refining, power generation, food and beverage, semiconductor, and pharmaceutical industries, and to OEM's. CIT separates itself from the competition by offering highly engineered components manufactured to exacting standards and a variety of custom options.