



2219 Series

Severe Service Needle Valves



needle valve

HOKE Incorporated

405 Centura Court • PO Box 4866 (29305) • Spartanburg, SC 29303

Phone (864) 574-7966 Fax (864) 587-5608

www.hoke.com • sales@hoke.com



2219 Series

Severe Service Needle Valves

The new Hoke 2219 Needle Valve is an excellent choice for many steam- and severe service applications. Grafoil® packing below the stem threads provides exceptional service at temperatures up to +1000° F (+538° C). The non-rotating 316 stainless steel stem tip prevents galling.



Typical Applications

- Steam service in power plants
- Hot condensates

Technical Data

BODY MATERIAL	316 stainless steel, carbon steel, Hastelloy® C-276 and Monel®
MAXIMUM OPERATING PRESSURE	6000 psig @ 70° F (414 bar @ 21° C)
PROOF PRESSURE SAFETY FACTOR	2:1
BURST PRESSURE	4:1
TEMPERATURE RANGE	-100° F to + 1000° F @ 1750 psig max. -75° C to + 538° C @ 120 bar max.
ORIFICE SIZES	0.170", 0.250", 0.312", and 0.437" (4.3 mm, 6.4 mm, 7.9 mm, and 11.1 mm)
C_v FACTORS*	0.47, 1.09, and 1.20

* C_v factor for 0.437" orifice not available at time of publication

Features & Benefits

- Meets ANSI 900# specifications
- Grafoil® packing below threads isolates threads from media.
- Non-rotating stem tip prevents galling
- High pressure / high temperature use
- All standard components are 316 stainless steel
- Standard 316 stainless steel cast handle
- Fractional end connections available up to 1"; metric end connections up to 25mm
- Gyrolok®, female NPT, pipe, or tube socket weld end connections
- Bubble-tight leak testing at both seat and packing

needle valves

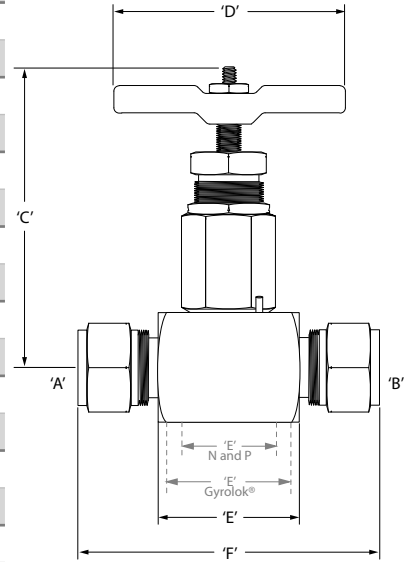
HOKE Incorporated

405 Centura Court • PO Box 4866 (29305) • Spartanburg, SC 29303
Phone (864) 574-7966 Fax (864) 587-5608
www.hoke.com • sales@hoke.com

2219 Series Severe Service Needle Valve

Dimensions

INLET A	OUTLET B	ORIFICE SIZE		C	D	E	F
¼" female NPT	¼" female NPT	0.250" (6.4 mm)	inch	3.4	2.63	2.25	N/A
			mm	86.4	66.8	57.2	N/A
½" female NPT	½" female NPT	0.312" (7.9 mm)	inch	3.4	2.63	2.51	N/A
			mm	86.4	66.8	63.8	N/A
¾" female NPT	¾" female NPT	0.437" (11.1 mm)	inch	3.55	2.63	3.50	N/A
			mm	89.6	66.8	88.9	N/A
1" female NPT	1" female NPT	0.437" (11.1 mm)	inch	3.59	2.63	4.25	N/A
			mm	91.3	66.8	108.0	N/A
¼" Gyrolok®	¼" Gyrolok®	0.170" (4.3 mm)	inch	3.4	2.63	1.87	3.15
			mm	86.4	66.8	47.4	80.1
½" Gyrolok®	½" Gyrolok®	0.250" (6.4 mm)	inch	3.4	2.63	1.50	3.43
			mm	86.4	66.8	38.1	87.1
¾" Gyrolok®	¾" Gyrolok®	0.437" (11.1 mm)	inch	3.53	2.63	2.88	4.87
			mm	89.7	66.8	73.2	123.8
1" Gyrolok®	1" Gyrolok®	0.437" (11.1 mm)	inch	3.53	2.63	2.51	5.00
			mm	89.7	66.8	63.8	120.9
12 mm Gyrolok®	12 mm Gyrolok®	0.250" (6.4 mm)	inch	3.40	2.63	1.51	3.36
			mm	86.4	66.8	38.5	85.4
22 mm Gyrolok®	22 mm Gyrolok®	0.437" (11.1 mm)	inch	3.53	2.63	2.76	4.86
			mm	89.7	66.8	70.1	123.3
25 mm Gyrolok®	25 mm Gyrolok®	0.437" (11.1 mm)	inch	3.53	2.63	2.51	5.11
			mm	89.7	66.8	63.8	129.7
⅜" tube socket weld	⅜" tube socket weld	0.250" (6.4 mm)	inch	3.4	2.63	1.94	2.44
			mm	86.4	66.8	49.3	62.0
½" tube socket weld	½" tube socket weld	0.250" (6.4 mm)	inch	3.40	2.63	1.94	2.44
			mm	86.4	66.8	49.3	62.0
¾" tube socket weld	¾" tube socket weld	0.437" (11.1 mm)	inch	3.53	2.63	2.50	3.50
			mm	89.7	66.8	63.5	88.9
1" tube socket weld	1" tube socket weld	0.437" (11.1 mm)	inch	3.53	2.63	2.50	3.50
			mm	89.7	66.8	63.5	88.9
⅜" NPS socket weld	⅜" NPS socket weld	0.250" (6.4 mm)	inch	3.4	2.63	2.01	2.51
			mm	56.4	66.8	51.05	63.8
½" NPS socket weld	½" NPS socket weld	0.312" (7.9 mm)	inch	3.4	2.63	1.75	2.51
			mm	86.4	66.8	44.45	63.8
¾" NPS socket weld	¾" NPS socket weld	0.437" (11.1 mm)	inch	3.53	2.63	2.50	3.50
			mm	89.7	66.8	63.5	88.9
1" NPS socket weld	1" NPS socket weld	0.437" (11.1 mm)	inch	3.59	2.63	2.50	3.50
			mm	91.3	66.8	63.5	88.9

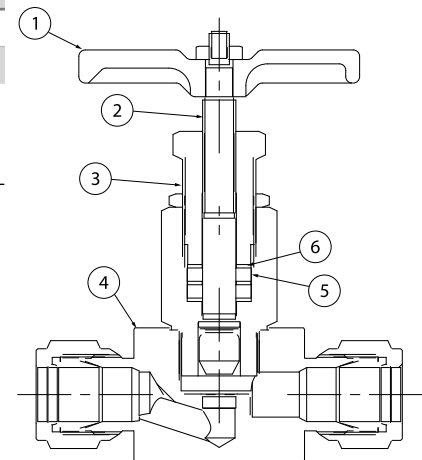


Dimensions for reference only, subject to change.

Materials of Construction*

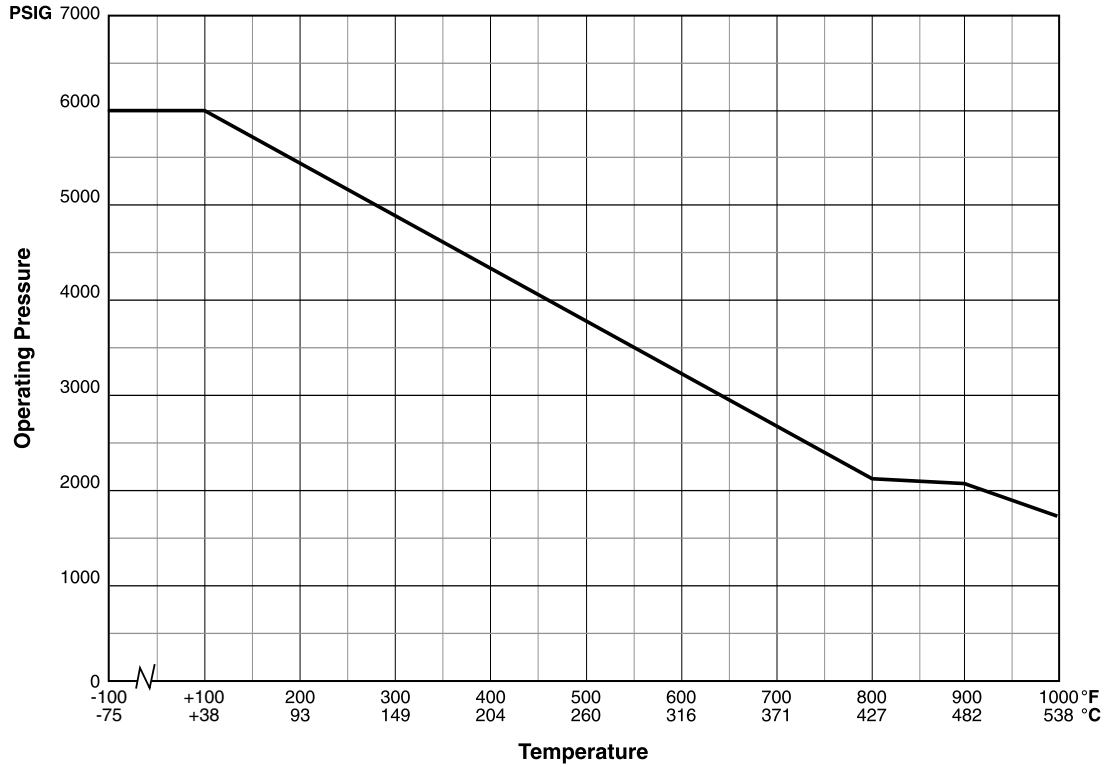
DESCRIPTION	MATERIAL
1 Handle	316 stainless steel
2 Stem assembly	316 stainless steel
3 Packing nut	316 stainless steel
4 Body	316 stainless steel
5 Packing	Grafoil®
6 Packing washer	316 stainless steel

* This listing contains standard valve information only. See page 4 for a complete list of options.



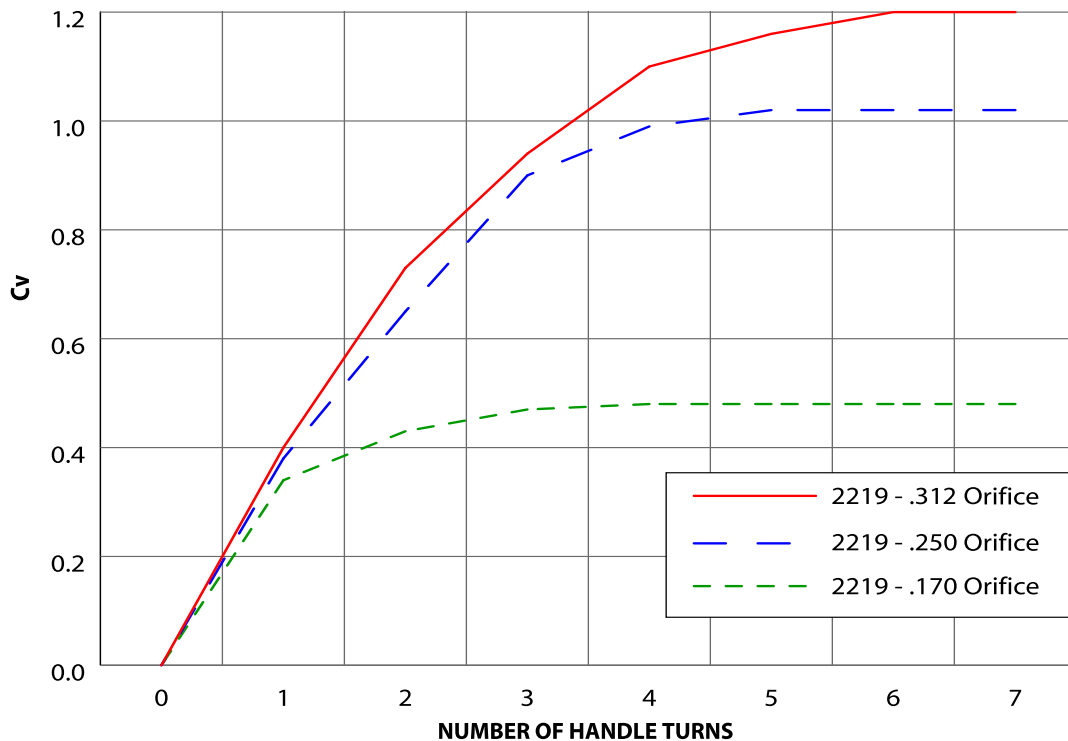
2219 Series Severe Service Needle Valve

Pressure vs. Temperature Curve



Flow Curve

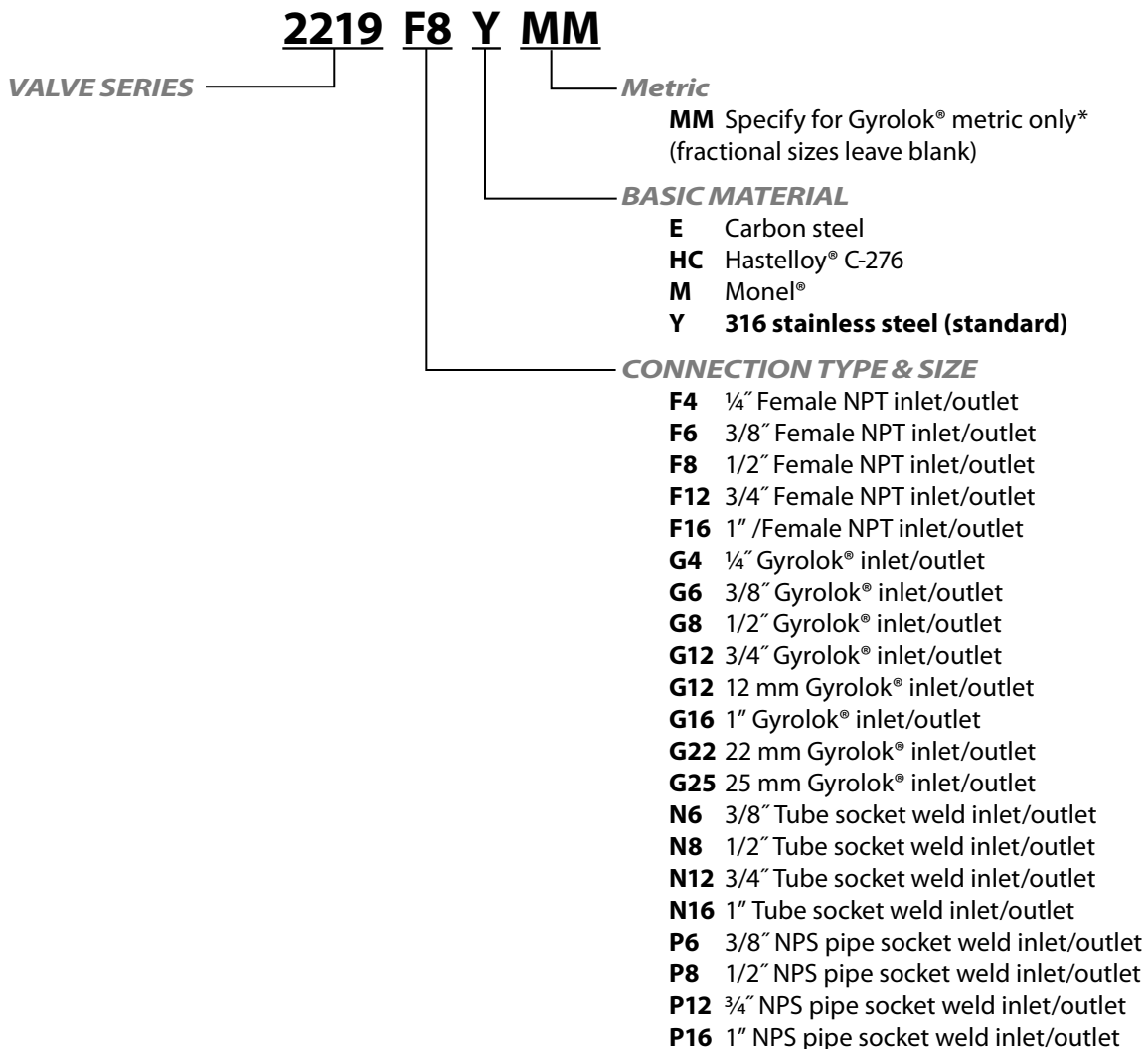
Handle Turns vs. C_v



* Data for 0.437" orifice not available at time of publication

2219 Series Severe Service Needle Valve

How to Order: Build-to-Order



* Consult factory for metric connections and additional material options.

For Your Safety

It is solely the responsibility of the system designer and user to select products suitable for their specific application requirements and to ensure proper installation, operation, and maintenance of these products. Material compatibility, product ratings and application details should be considered in the selection. Improper selection or use of products described herein can cause personal injury or property damage.

Gyrolok® is a registered trademark of HOKE, Inc.
Grafoil® is a registered trademark of Union Carbide Corp.
Hastelloy® is a registered trademark of Haynes International, Inc.
Monel® is a registered trademark of Special Metals Corporation.

www.hoke.com
www.unioncarbide.com
www.haynesintl.com
www.specialmetals.com



405 Centura Court
PO Box 4866 (29305)
Spartanburg, SC 29303
Tel (864) 574-7966
Fax (864) 587-5608
www.circortechnologies.com

Circle Seal Controls, Inc.

2301 Wardlow Circle
Corona, CA 92880
Tel (951) 270-6200
Fax (951) 270-6201
www.circle-seal.com

GO Regulator

405 Centura Court
PO Box 4866 (29305)
Spartanburg, SC 29303
Tel (864) 574-7966
Fax (864) 587-5608
www.goreg.com

HOKE, Inc.

405 Centura Court
PO Box 4866
Spartanburg, SC 29303
Tel (864) 574-7966
Fax (864) 587-5608
www.hoke.com

CIRCOR Instrumentation, Ltd.

1-3 Bouverie Road
Harrow
Middlesex, HA1 4HB
UK
Tel +44 (0) 20 8423 0113
Fax +44 (0) 20 8864 7008
www.circor.co.uk

HOKE Controls

1901 Lynx Place
Ontario, CA 91761
Tel (909) 923-3770
Fax (909) 923-2550

Panels Plus

1901 Lynx Place
Ontario, CA 91761
Tel (909) 923-3770
Fax (909) 923-2550
www.circor-panelsplus.com

CIRCOR Tech

405 Centura Court
PO Box 4866 (29305)
Spartanburg, SC 29303
Tel (864) 574-7966
Fax (864) 587-5608
www.circortech.com

HOKE GmbH

Weitzesweg 11
Postfach 15 41
D-61118 Bad Vilbel–Dortelweil
Germany
Tel +49-6101-82 56 0
Fax +49-6101-82 56 40
www.hoke.de

TOMCO

51 Zima Park
PO Box 4866 (29305)
Spartanburg, SC 29303
Tel (864) 574-7966
Fax (864) 587-5608
www.tomcoquickcouplers.com

LIMITED WARRANTY

ALL CIRCLE SEAL CONTROLS, INC., GO REGULATOR, AND HOKE INC. PRODUCTS ARE MADE TO EXACTING STANDARDS OF DESIGN, MATERIAL, WORKMANSHIP AND QUALITY CONTROL AND ARE WARRANTED TO BE FREE OF DEFECTS IN MATERIAL AND WORKMANSHIP AND REASONABLY FIT FOR THE USES SET FORTH IN SELLER'S CATALOG OR THE CONTRACT SPECIFICATIONS FOR A PERIOD OF ONE YEAR AFTER SALE IF PROPERLY INSTALLED AND MAINTAINED AND UNDER THE NORMAL USE AND SERVICE FOR WHICH THE EQUIPMENT IS INTENDED. BUYER TO INSPECT THE GOODS WITHIN TEN DAYS OF DELIVERY AND TO THEN IMMEDIATELY NOTIFY SELLER OF ANY DEFECTS IN ORDER TO CLAIM A DEFECT. THIS WARRANTY IS IN LIEU OF ALL OTHER WARRANTIES WHETHER THEY ARE STATUTORY, EXPRESS OR IMPLIED, INCLUDING AMONG OTHER THINGS ANY IMPLIED WARRANTY OF MERCHANTABILITY FITNESS FOR A PARTICULAR PURCHASE NOT SET FORTH IN SELLER'S CATALOG, AND ALSO DOES NOT APPLY TO ANY PRODUCTS OF SELLER WHICH HAVE BEEN REPAIRED, ALTERED OR MODIFIED OR HAVE BEEN SUBJECT TO MISUSE OR ABUSE. SELLER IS NOT LIABLE FOR ANY CONSEQUENTIAL, INCIDENTAL OR SPECIAL DAMAGES RESULTING DIRECTLY OR INDIRECTLY FROM THE DESIGN, MATERIAL, WORKMANSHIP, OPERATION OR INSTALLATION OF ANY OF ITS PRODUCTS AND NEITHER ASSUMES NOR AUTHORIZES ANY OTHER PERSON TO ASSUME FOR IT ANY OTHER LIABILITY IN CONNECTION THEREWITH. BUYER'S EXCLUSIVE REMEDY SHALL BE THE REPAIR OR REPLACEMENT OF ANY SUCH DEFECTIVE PRODUCT AFTER VERIFICATION BY SELLER. THIS WARRANTY IS IN EFFECT UNLESS SUPERSEDED BY LIMITED WARRANTY, FORM NO. 2299 (4/83)